OEM Automatic AB
Postadress: Box 1011, 573 28 Tranås
Besöksadress: Dalagatan 4, 573 28 Tranås
075-242 42 00 | kundsupport@oemautomatic.se | www.oemautomatic.se

NS42

NS42-SR20N4-3C00W
STANDARD RANGE, 2.0 MP, ESSENTIAL MV AND ANOMALY DETECTION, ETHERNET WITH POE, SERIAL, USB AND INDUSTRIAL PROTOCOLS, WHITE ILLUMINATION

- Upplösning: 2.3 Megapixel
- Pixelstorlek: 3.0 µm
- Bildhastighet: 60 fps
- Integrerad fokus och belysning
- Anomaly Detection

PRODUKTBESKRIVNING

Zebra NS42 är designad för att möta krävande tillämpningar inom industriell automation. Enheten är optimerad för robust maskinseende och integrerar kraftfulla verktyg för avvikelsedetektering vid kvalitetskontroll och verifiering av monteringsmoment. NS42 stödjer även Deep learning optisk teckenigenkänning (DL-OCR), vilket möjliggör tillförlitlig och exakt avläsning av tecken – utan behov av manuell träning eller fördefinierade teckenuppsättningar.

TEKNISK DATA

Belysning	Vit
Fokus	Liquid lens
Interface out	Ethernet with POE, Serial, USB & Industrial Protocols
JavaScript-stöd	Ja
Linstyp	Standard range
Luftfuktighet	5% to 90% RH, non-condensing
PC-utvecklingsverktyg	Aurora Focus
Pixelstorlek	3 x 3 µm
Software performance	ESSENTIAL MV AND ANOMALY DETECTION
Storlek	54.0 x 64.0 x 91.4 mm
Typ av scanner	Fixed Scanner
Upplösning	2.3 MP

Specifications

Recommended Services		
Zebra OneCare Select™, Zebra OneCare Essential™		
Decode Ranges (Typical Working Ranges)[2]		
NS42-SR—30° FOV Lens		
Symbology/Resolution	**Near**	**Far**
5 mil Code 128	3 in./8 cm	24 in./61 cm
10 mil Code 128	3 in./8 cm	49 in./124 cm
15 mil Code 128	3 in./8 cm	70 in./178 cm
20 mil Code 128	3 in./8 cm	92 in./234 cm
5 mil DataMatrix	3 in./8 cm	13 in./33 cm
10 mil DataMatrix	3 in./8 cm	28 in./71 cm
15 mil DataMatrix	3 in./8 cm	40 in./102 cm
30 mil DataMatrix	3 in./8 cm	78 in./198 cm
NS42-WA—46° FOV Lens		
Symbology/Resolution	**Near**	**Far**
5 mil Code 128	3 in./8 cm	14 in./36 cm
10 mil Code 128	3 in./8 cm	30 in./76 cm
15 mil Code 128	3 in./8 cm	42 in./107 cm
20 mil Code 128	3 in./8 cm	56 in./142 cm
5 mil DataMatrix	3 in./8 cm	8 in./20 cm
10 mil DataMatrix	3 in./8 cm	18 in./46 cm
15 mil DataMatrix	3 in./8 cm	27 in./69 cm
30 mil DataMatrix	3 in./8 cm	52 in./132 cm

Footnotes

1. Refer to Product Reference Guide for complete list of symbologies.
2. Printing resolution, contrast, power source, illumination source, and ambient light dependent.

Specifications subject to change without notice.

Power and IO Connector

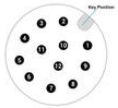

Table: Power and I/O Connector Pinout Diagram

Pin	Color	Description
1	Yellow	GPIO2
2	White/Yellow	TXD
3	Brown	RXD
4	White/Brown	GPIO4
5	Violet	GPIO5
6	White/Violet	COMMON_IN
7	Red	DC_IN
8	Black	GND
9	Green	COMMON_OUT
10	Orange	GPIO0
11	Blue	GPIO1
12	Grey	GPIO3
SHELL	Bare	SHIELD

External Light Connector

Table: External Light Connector Pinout Diagram

Pin	Color	Description
1	Brown	DC_OUT / GPIO8
2	White	GPIO7
3	Blue	GND
4	Black	GPIO6
5	Grey	ANALOG_OUT
SHELL	Bare	SHIELD

Ethernet Connector

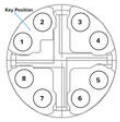

Table: Ethernet Connector Pinout Diagram

Pin	Description
1	TP1+
2	TP1-
3	TP2+
4	TP2-
5	TP4+
6	TP4-
7	TP3-
8	TP3+
SHELL	SHIELD

Connections

The device supports connections for USB-C with DisplayPort, power serial and GPIO, x-coded Ethernet, and external lighting.

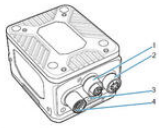

1	External Lighting
2	X-Coded Ethernet Port
3	USB-C (with DisplayPort)
4	Power Serial and GPIO

Specifications

Recommended Services		
Zebra OneCare Select™, Zebra OneCare Essential™		
Decode Ranges (Typical Working Ranges)[2]		
NS42-SR—30° FOV Lens		
Symbology/Resolution	**Near**	**Far**
5 mil Code 128	3 in./8 cm	24 in./61 cm
10 mil Code 128	3 in./8 cm	49 in./124 cm
15 mil Code 128	3 in./8 cm	70 in./178 cm
20 mil Code 128	3 in./8 cm	92 in./234 cm
5 mil DataMatrix	3 in./8 cm	13 in./33 cm
10 mil DataMatrix	3 in./8 cm	28 in./71 cm
15 mil DataMatrix	3 in./8 cm	40 in./102 cm
30 mil DataMatrix	3 in./8 cm	78 in./198 cm
NS42-WA—46° FOV Lens		
Symbology/Resolution	**Near**	**Far**
5 mil Code 128	3 in./8 cm	14 in./36 cm
10 mil Code 128	3 in./8 cm	30 in./76 cm
15 mil Code 128	3 in./8 cm	42 in./107 cm
20 mil Code 128	3 in./8 cm	56 in./142 cm
5 mil DataMatrix	3 in./8 cm	8 in./20 cm
10 mil DataMatrix	3 in./8 cm	18 in./46 cm
15 mil DataMatrix	3 in./8 cm	27 in./69 cm
30 mil DataMatrix	3 in./8 cm	52 in./132 cm

Footnotes

1. Refer to Product Reference Guide for complete list of symbologies.
2. Printing resolution, contrast, power source, illumination source, and ambient light dependent.

Specifications subject to change without notice.

Power and IO Connector

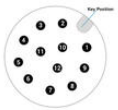

Table: Power and I/O Connector Pinout Diagram

Pin	Color	Description
1	Yellow	GPIO2
2	White/Yellow	TXD
3	Brown	RXD
4	White/Brown	GPIO4
5	Violet	GPIO5
6	White/Violet	COMMON_IN
7	Red	DC_IN
8	Black	GND
9	Green	COMMON_OUT
10	Orange	GPIO0
11	Blue	GPIO1
12	Grey	GPIO3
SHELL	Bare	SHIELD

External Light Connector

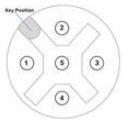

Table: External Light Connector Pinout Diagram

Pin	Color	Description
1	Brown	DC_OUT / GPIO8
2	White	GPIO7
3	Blue	GND
4	Black	GPIO6
5	Grey	ANALOG_OUT
SHELL	Bare	SHIELD

Ethernet Connector

Table: Ethernet Connector Pinout Diagram

Pin	Description
1	TP1+
2	TP1-
3	TP2+
4	TP2-
5	TP4+
6	TP4-
7	TP3-
8	TP3+
SHELL	SHIELD

Connections

The device supports connections for USB-C with DisplayPort, power serial and GPIO, x-coded Ethernet, and external lighting.

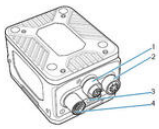

1	External Lighting
2	X-Coded Ethernet Port
3	USB-C (with DisplayPort)
4	Power Serial and GPIO